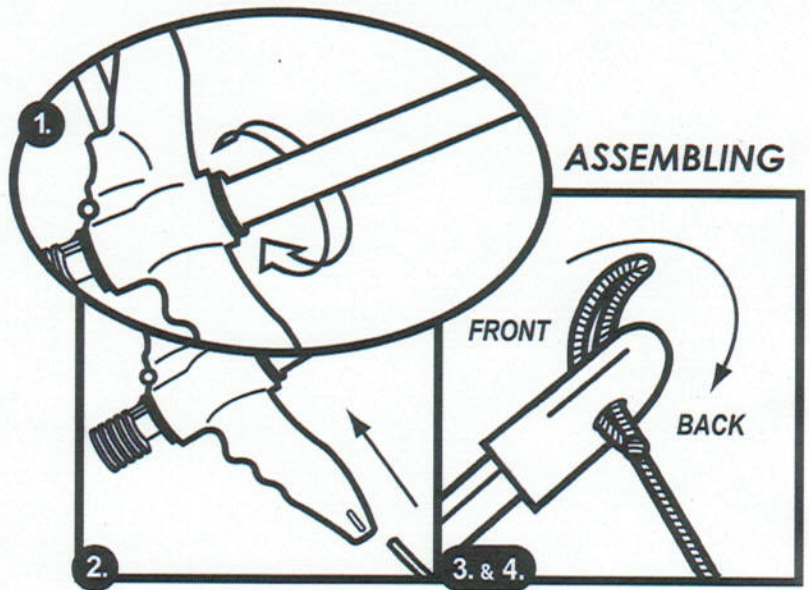


BOW & MALLOW™ INSTRUCTIONS

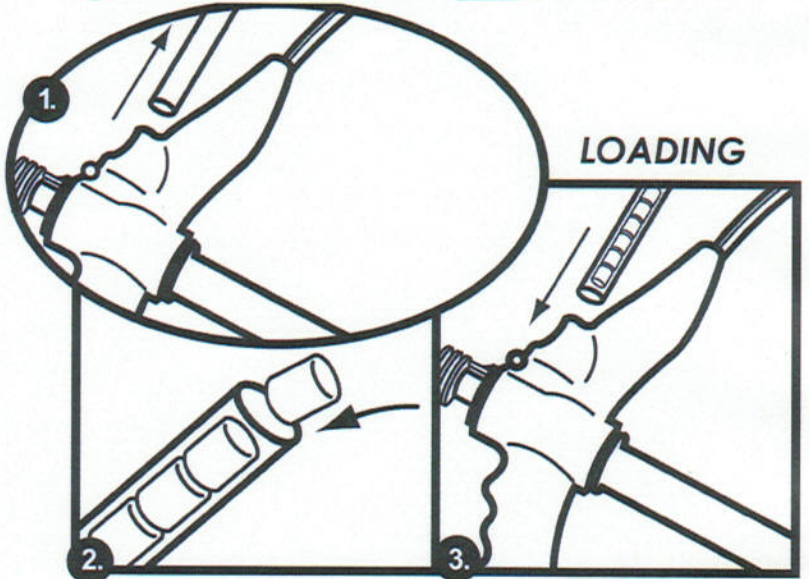
ASSEMBLING

- 1. Fit plunger into Bow grip:** Slide tabs on pump tube into notched opening on Bow grip and twist right to lock.
- 2. Insert Bow limbs:** Place each Bow limb firmly into slot of Bow grip until bow limb reaches black line.
- 3. Thread bottom Bow limb:** Guide Bow string through the hole then loop the string over the end of the Bow limb. Pull down on string to tighten.
- 4. Thread top Bow limb:** Rest bottom limb on the ground or stable surface and pull the top limb down towards the bottom limb. Thread other end of the string through the hole in the top Bow limb. Loop Bow string over the end of the top Bow limb and pull down on the string to tighten.



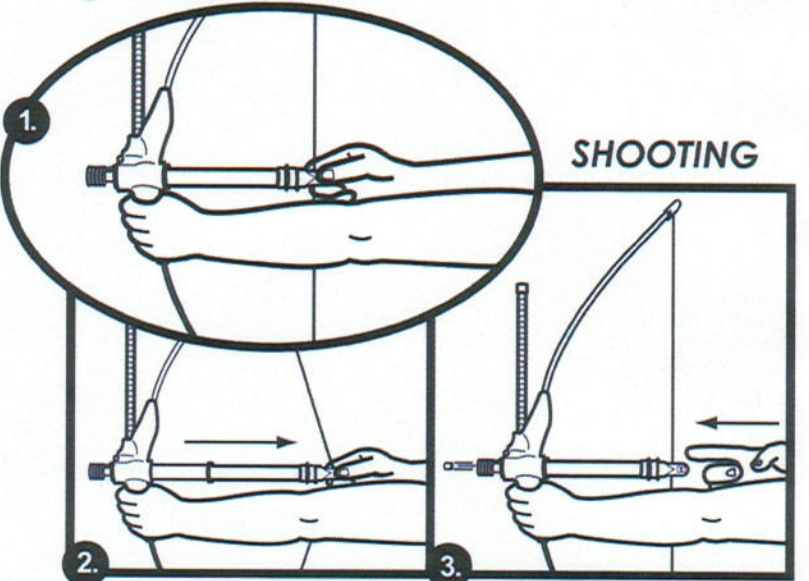
LOADING

- 1. Remove magazine:** Pull magazine tube up and out from Bow grip.
- 2. Load marshmallows:** Fill magazine tube with mini-marshmallows, flat side down to prevent jams.
- 3. Replace magazine:** Re-insert the open end of the loaded magazine tube into the Bow grip and push firmly to make a vacuum.



SHOOTING

- 1. Hold Bow:** Grasp the bottom Bow grip with one hand and use free hand to pull on the plunger grip.
- 2. Pull Bow String:** Draw backwards on plunger grip until string is tense.
- 3. Launch marshmallows:** Release the plunger grip to shoot marshmallows.



CLEANING

- 1. Empty magazine:** Lift magazine tube out and remove unfired marshmallows.
- 2. Wash magazine:** Place magazine tube in the top rack of a dishwasher or if hand-washed, please don't scratch the inside surface.
- 3. Dry completely:** Remove all moisture before reloading magazine tube to keep marshmallows from swelling and clogging the Bow.

⚠ WARNING

Do not shoot into mouth, eyes or face.
Do not modify Bow or use if damaged.
Shoot marshmallows only. Do not try to shoot anything other than marshmallows.
Do not eat marshmallows after shooting.

Marshmallow Fun Company wants every customer to be a happy one.
For support or questions, call toll-free 877.894.6073

MARSHMALLOW FUN COMPANY, LLC

2544 Elm Street, Suite 200 Dallas, Texas 75226 877.894.6073

fax 214.741.1384

www.marshmallowville.com

010709